

111196-5 ✓ ACTIVE

AMP-LATCH


TE Internal #: 111196-5

Ribbon Cable Connectors, Cable-to-Board, 24 Position, 1.27 mm [.05 in] Centerline, Insulation Displacement (IDC), 2 Row, Receptacle

[View on TE.com >](#)



Connectors > PCB Connectors > Wire-to-Board Connectors > FFC, FPC & Ribbon Connectors > Ribbon Cable Connectors



Connector System: **Cable-to-Board**

Number of Positions: **24**

Centerline (Pitch): **1.27 mm [.05 in]**

Termination Method to Wire & Cable: **Insulation Displacement (IDC)**

Row-to-Row Spacing: **2.54 mm [.1 in]**

Features

Product Type Features

Connector Type	Connector Assembly
Connector Product Type	Connector Assembly
Connector System	Cable-to-Board
Connector & Housing Type	Receptacle
Sealable	No
Connector & Contact Terminates To	Wire & Cable

Configuration Features

Compatible With Wire & Cable Type	Ribbon Cable
Number of Positions	24
Number of Rows	2

Electrical Characteristics

Insulation Resistance	5000 MΩ
Operating Voltage	30 VAC

Body Features

Mating Retention Feature Material	Stainless Steel
-----------------------------------	-----------------

Contact Features

Contact Layout	Matrix
Mating Square Post Dimension	.38 mm[.015 in]



Mating Pin Diameter	.38 mm[.015 in]
Wire Contact Termination Area Plating Thickness	2.54 – 5.08 μm [100 – 200 μin]
Wire Contact Termination Area Plating Material	Tin-Lead
Contact Mating Area Plating Material Thickness	.762 μm [30 μin]
Contact Mating Area Plating Material	Gold
Contact Underplating Material	Nickel
Contact Base Material	Copper Alloy
Contact Current Rating (Max)	.5 A

Termination Features

Square Termination Post & Tail Dimension	.38 mm[.015 in]
Round Termination Post & Tail Diameter	.38 mm[.015 in]
Termination Method to Wire & Cable	Insulation Displacement (IDC)

Mechanical Attachment

Mating Alignment	With
Panel Mount Feature	Without
Mating Alignment Type	Polarization
Mating Retention	With
Mating Retention Type	Latch
Connector Mounting Type	Cable Mount (Free-Hanging)

Housing Features

Housing Material	Thermoplastic
Housing Color	Black
Centerline (Pitch)	1.27 mm[.05 in]

Dimensions

Connector Length	21.84 mm[.86 in]
Connector Height	12.32 mm[.485 in]
Connector Width	6.45 mm[.254 in]
Row-to-Row Spacing	2.54 mm[.1 in]

Usage Conditions

Operating Temperature Range	-65 – 105 $^{\circ}\text{C}$ [-85 – 221 $^{\circ}\text{F}$]
-----------------------------	--------------------------------------------------------------

Operation/Application

Circuit Application	Signal
---------------------	--------



Industry Standards

CSA File Number	LR 7189
UL Rating	Recognized
Agency/Standard	CSA, UL
UL File Number	E28476
UL Flammability Rating	UL 94V-0

Packaging Features

Packaging Quantity	60
Packaging Method	Tray

Product Compliance

[For compliance documentation, visit the product page on TE.com>](#)

EU RoHS Directive 2011/65/EU	Not Compliant
EU ELV Directive 2000/53/EC	Compliant with Exemptions
China RoHS 2 Directive MIIT Order No 32, 2016	Restricted Materials Above Threshold
EU REACH Regulation (EC) No. 1907/2006	Current ECHA Candidate List: JUNE 2022 (224) Candidate List Declared Against: JUNE 2022 (224) SVHC > Threshold: Pb (13% in Component Part) Article Safe Usage Statements: Do not eat, drink or smoke when using this product. Wash thoroughly after handling. Recycle if possible and dispose of the article by following all applicable governmental regulations relevant to your geographic location.
Halogen Content	Not Low Halogen - contains Br or Cl > 900 ppm.
Solder Process Capability	Not applicable for solder process capability


Product Compliance Disclaimer

This information is provided based on reasonable inquiry of our suppliers and represents our current actual knowledge based on the information they provided. This information is subject to change. The part numbers that TE has identified as EU RoHS compliant have a maximum concentration of 0.1% by weight in homogenous materials for lead, hexavalent chromium, mercury, PBB, PBDE, DBP, BBP, DEHP, DIBP, and 0.01% for cadmium, or qualify for an exemption to these limits as defined in the Annexes of Directive 2011/65/EU (RoHS2). Finished electrical and electronic equipment products will be CE marked as required by Directive 2011/65/EU. Components may not be CE marked. Additionally, the part numbers that TE has identified as EU ELV compliant have a maximum concentration of 0.1% by weight in homogenous materials for lead, hexavalent chromium, and mercury, and 0.01% for cadmium, or qualify for an exemption to these limits as defined in the Annexes of Directive 2000/53/EC (ELV). Regarding the REACH Regulation, the information TE provides on SVHC in articles for this part number is based on the latest European Chemicals Agency (ECHA) 'Guidance on requirements for substances in articles' posted at this URL: <https://echa.europa.eu/guidance-documents/guidance-on-reach>


Compatible Parts




TE Part # 1-104068-1
24 SYSTEM 50 HDR DRST SHRD




TE Part # 104549-3
24 SYS50 SURFMNT HDR DRST SHRD



TE Part # 1-104069-2
24 SYSTEM 50 HDR DRRR SHRD



TE Part # 1-104666-0
24 SYSTEM 50 VERT SHRD HDR



TE Part # 147377-9
24 SYS50 SMT HDR DR SHD W/O HD

Documents

Product Drawings

[024 RCPT SYSTEM 50 30 DPLX](#)

English

CAD Files

[3D PDF](#)

3D

Customer View Model

[ENG_CVM_CVM_111196-5_S.2d_dxf.zip](#)

English

Customer View Model

[ENG_CVM_CVM_111196-5_S.3d_igs.zip](#)

English

Customer View Model

[ENG_CVM_CVM_111196-5_S.3d_stp.zip](#)

English

By downloading the CAD file I accept and agree to the [Terms and Conditions](#) of use.

Product Specifications

[Application Specification](#)

English

Product Environmental Compliance

[Product Compliance](#)

English

[Product Compliance](#)

English



[Agency Approvals](#)

[Agency Approval Document](#)

English